

## Data Loss Transmission in 5g Network by Enabling Green Blockchain Methodologies

S. Thiruvenkatasamy<sup>1</sup>, G. Devi <sup>2</sup>, B. Gayathri<sup>3</sup>, C. KaviyaSri<sup>4</sup>, E. Leela<sup>5</sup>

<sup>1</sup>Associate Professor, Department of Computer science and Engineering, Nandha College of Technology, Erode-638052

<sup>2,3,4,5</sup>Final year students, Department of Computer science and Engineering, Nandha College of Technology, Erode-638052

### Corresponding author.

Correspondence: S. Thiruvenkatasamy

E-mail:Thiruvenkatasamy.s@nandhatech.org

### Article info

Received 7<sup>th</sup> November 2022 Received in revised form 14 January 2023 Accepted 6 March 2023

### Keywords

Blockchain, Green Computing, Green Blockchain, Renewable Energy, SDN, WPT, Systematic Mapping Study (SMS), Criteria.

<https://sajet.in/index.php/journal/article/view/239>

### Abstract

Network embedding successfully maintains the network structure by assigning network nodes to low-dimensional representations. A considerable amount of progress has recently been achieved in the direction of this new paradigm for network research. In this study, we concentrate on classifying, analyzing, and pointing out the future direction for network embedding techniques to research. We begin by summarizing the purpose of network embedding. We talk about network embedding and how it relates to traditional graph embedding methods in a cognitive radio context. Following that, we give a thorough overview of the network embedding techniques methodical way, including advanced information-preserving network embedding techniques, network embedding techniques with side information, and approaches that preserve structure and properties. Additionally, many methods of network embedding assessment and some practical online tools, such as network data sets and software, are explored. In the last section, we cover the foundation for utilizing these network embedding techniques to create a successful system and identify possible future paths.

## INTRODUCTION

Blockchain is a shared, immutable ledger that facilitates the process of recording transactions and tracking assets in a business network. An asset can be tangible (a house, car, cash, land) or intangible (intellectual property, patents, copyrights, branding). Virtually anything of value can be tracked and traded on a blockchain network, reducing risk and cutting costs for all involved. Blockchain is used for Businesses run on information. The faster it is received and the more accurate it is, the better.

Blockchain is ideal for delivering that information because it provides immediate, shared, completely transparent information stored on an immutable ledger that can be accessed only by permission network members.

A blockchain network can track orders, payments, accounts, production, and much more. And because members share a single view of the truth, you can see all details of a transaction end to end, giving you greater confidence, as well as new efficiencies and opportunities.

## COGNITIVE RADIO

An adaptable, intelligent radio and network technology called cognitive radio (CR) may automatically detect available channels in a wireless spectrum, change transmission settings to allow for the simultaneous operation of many communications, and enhance radio operating behavior. Cognitive radio is used by various technologies, including Software Defined Radio (SDR), which substitutes an intelligent software package for outdated hardware components like mixers, modulators, and amplifiers, and adaptive Radio, where the communications system monitors and adjusts its performance.

## THE DIMENSIONS OF A COGNITIVE RADIO

It should come as no surprise that the two essential elements that make a radio cognitive are provided by two essential technologies required to create a CR. These are capable of flexibility (provided by SDR) and intelligence (supplied by ISP). This component is also in various states of complexity or promise. Because of this, CR is difficult to define. Instead, chromium will have a wide range of capabilities, from the most basic to the most sophisticated (e.g. a Mitola radio). The various CR grades can understand by using a matrix that is entirely dependent on RF flexibility and intelligence; see parent one. The main point to remember is that an advanced sort of CR cannot exist without all of these elements, regardless of whether or not they are strictly orthogonal or connected in some other manner.

The most intelligent gadget in the world won't be able to make intelligent decisions if it lacks the RF flexibility to learn about its surroundings (such as a broadband antenna). On the other hand, if a tool lacks the intelligence to make use of the statistics it is getting, it isn't worth anything.

## WORKING OF CR

Remember that flexibility refers to both hardware/software flexibility and general cognitive components, not just RF flexibility that extends past the physical layer into the different OSI levels. Higher OSI levels do not require extremely sophisticated or demanding hardware. It illustrates a complex transatlantic relationship. Remember the satellite television for navigation when it's time to perform an astounding act to place anything in orbit around the Earth. The crucial communications generation is a radio relay (commonly called a "range" or "bent" pipe), which is not much larger than an electrical gadget. Don't forget the submarine cable; it is nothing more than a very long optical fiber with installed signal enhancers. There are many copper cables used on the link that connects to the internet and PSTN. Speakers, microphones, monitors, and cameras are all examples of interfaces to the person, which are ordinary objects. The intellect that tends to develop those methods is unquestionably also quite subtle. Connection creation, maintenance, and termination are not always simple tasks. ISP is far more relevant to the community, transport, and session levels than the physical layer.

## APPLICATIONS & SHARING POSSIBILITIES

standalone service (rather than an adjunct to the services).The most likely uses of CR, potential spectrum sharing arrangements with present licensees, and most likely recipients of sharing. Members of the radio industry were asked to participate in this study's discussion on CR's potential. Meetingdiscussions on the various CR applications are summarized in Table 1. The hidden node issue and the absence of a system reliability guarantee are the most frequent issues for CR applications. The technological hurdle for CR is the hidden node issue. Depending on the use, it has varying properties. For instance, a well-distributed network of mobile nodes would require to solve the hidden node problem in a broadcast network in the context of the Mobile Video Services application. Using time-sharing plans or a band manager would ensure the minimal reliability required by the CR system in terms of reliability. Regulations for CR systems and an economic study of CR applications are

required. The Emergency Radio System application, which is most likely to have a worldwide impact, requires CR system regulations in particular.

## 2. LITERATURE SURVEY

[1]**Clinical Knowledge: The Art and Science of Evidence beyond Measures and Numbers In this study, Kirsti Malterud et al.** offer Medical professionals assert that science is the foundation of their field. Although the principles of evidence-based medicine are widely acknowledged, clinical judgments and patient care strategies were based on much more than merely the findings of well-designed studies. Interpretive action and interaction—aspects that entail communication, attitudes, and experiences—constitute clinical knowledge. Since they only include questions and phenomena that can be controlled, quantified, and tallied, traditional quantitative research approaches provide restricted access to clinical knowledge.

It's important to discuss and challenge an experienced practitioner's tacit knowledge. Qualitative research may help us grasp medical science more thoroughly. The area of medicine is currently using qualitative research techniques. 1,40 Over the past several years, many studies of various quality—some by well-regarded medical journals—have been published. Research on health care frequently uses techniques from anthropology or psychology, such as participant observation (for example, in-depth interviews). 35,41 Qualitative research on dialogue and patient-doctor interactions Research on general practice has presented in 8, 9, 10, 25, and 30. Cross- or interdisciplinary methods that provide the possibility of seeing medicine from a different conceptual perspective, but they also present difficult hurdles for communication and cooperation across established cultural barriers.

[2] **Jonathan C, Medical Data Mining: Clinical Data Warehouse Knowledge Discovery Clinical databases have amassed substantial amounts of data about patients and their medical issues, according to the hypothesis put in this research by Jonathan C et al.** This data's relationships and patterns may provide new medical insights. Unfortunately, very few techniques have been created and used to unearth this secret knowledge. In this work, a sizable clinical database has searched for relationships using data mining techniques, sometimes refers knowledge discovery in databases. Utilize the exploratory factor analysis, information gathered on 3,902 obstetrical patients assessed for variables that could be responsible for premature birth. The researchers chose three criteria for more investigation. The procedures for mining a clinical database, including data warehousing, data query and cleansing, and data analysis, are described in this study. Observations and outcomes in prenatal care and other areas of medicine may better understood as a result of recently discovered correlations uncovered in clinical databases like these. Prematurity continues to be the most prevalent cause of low birth weight and the accompanying morbidity and death, despite the many risk score systems and preterm birth prevention initiatives established in the 1980s. Because the causes of preterm birth completely identified, existing risk score methods and prevention initiatives are insufficient. More precise prospective trials of preventative measures may be possible with a more reliable model of premature birth.

[3]**Data mining techniques used in an intelligent system for predicting heart disease. In this study, SellappanPalaniappan et al.** propose. The healthcare sector gathers enormous volumes of data, which regrettably not "mined" to reveal hidden information for wise decision-making. Finding hidden linkages and patterns is frequently underutilized. Advanced data mining methods can change this. A prototype Intelligent Heart Disease Prediction System (IHDP) was created by combining Decision Trees, Naive Bayes, and Neural Network data mining approaches. Results indicate that each approach has an advantage in achieving the specified mining aims. Traditional decision support systems cannot respond complicated "what if" questions, but IHDP can. The chance of people developing heart disease may predicted using medical profiles including age, sex, blood pressure, and blood sugar. It permits the establishment of crucial knowledge, such as patterns and correlations between medical aspects connected to heart disease. IHDP is a user-friendly, scalable, dependable,

and adaptable Web-based system. It uses the.NET platform for implementation.A prototype system for heart disease prediction created. The algorithm retrieves secret information from a historical database of heart diseases. The models are created and accessed using the DMX query language and functions. A test dataset used to train and evaluate the models. The models are valued using the Lift Chart, Classification Matrix approaches. In response to the predicted state, all three models capable of extractspattern. Nave Bayes, followed by Neural Network and Decision Trees, appears to be the most successful model for predicting people with heart disease. Based on data exploration and business intelligence, five mining goals identified. In comparison to the trained models, the goals assessed. Each of the three models has its advantages in terms of simplicity of model interpretation, availability of comprehensive information, and accuracy in providing answers to complicated questions. Out of the five objectives, Naive Bayes, Decision Trees, and Neural Networks could each achieve four of them. Results from Decision Trees are simpler to read and comprehend even when they are not the most efficient model. Only Decision Trees offer the drill-through functionality to get extensive patient information. Decision Trees performed worse than Naive Bayes because it's unable to identify all of the medical factors. It is more challenging to comprehend how properties created by neural networks relate to one another.

**[4]Applications of Data Mining Methods in Healthcare and Heart Attack Prediction This work by K. Srinivas et al.** proposes. The healthcare industry,thought of as "information rich" yet "knowledge poor." Within the healthcare systems, there is a lot of data. Effective analytic tools, however, are lacking, making it difficult to find hidden links and patterns in data. Data mining and knowledge discovery have many uses in the corporate and scientific worlds. The implementation data mining techniques in the healthcare system can yield functional insights. We briefly evaluate the possible use of rule-based, decision tree, naive Bayes, and artificial neural network classification-based data mining approaches to large volumes of healthcare data. A large volume of healthcare data gathered by business, but they are regrettably not "mined" to find hidden information.The naïve credal classifier 2 (NCC2) and one dependency-enhanced naive Bayes (ODANB) classifier are employed. It is a naive Bayes extension to imprecise probabilities to produce reliable classifications even while working with tiny or insufficient data sets. Finding hidden linkages and patterns is frequently underutilized. The chance of people developing heart disease may predicted using medical profiles including age, sex, blood pressure, and blood sugar. It permits the establishment of crucial knowledge, such as patterns and correlations between medical aspects connected to heart disease. We investigated the issue of constricting and summarizing various data mining techniques. We concentrated on applying several algorithms to forecast combinations of many goal parameters. We use data mining to provide a heart attack prediction algorithm. First, in order to effectively anticipate heart attacks, we have created a method for extracting meaningful patterns from heart disease data warehouses. A frequent pattern with values higher than some threshold selected for the valuable prediction of heart attack based on the estimated significant weightage. Based on data exploration and business intelligence, five mining goals identified. The objectives will assessed in comparison to the trained models. All of these models were capable of providing complicated predictions for heart attacks.

**[5]Heart Failure: Machine Learning Techniques For Diagnosis, Severity Estimation, And Adverse Event Prediction In this study, Evanthia E. Tripoliti et al.** propose. Heart failure is a dangerous ailment with a significant prevalence (approximately 2% of adults in industrialized nations have it, and patients over 75 years old have more than 8% of them). 3-5% of hospital admissions are related to occurrence involving heart failure. In their clinical practice, healthcare providers' first reason for admission heart failure. The expenses quite substantial, accounting for up to 2% of all healthcare expenditures in affluent nations. It takes extensive data analysis, early illness diagnosis, severity evaluation, and early adverse event prediction to create a successful disease management plan. It will slow the disease's course, enhance patients' quality of life, and lower related medical expenses.

Machine learning approaches have applied in this direction. Purpose of this work is to provide the most recent machine learning approaches used for heart failure evaluation. More precisely, models developed that forecast the occurrence of heart failure, estimate its subtype, evaluate its severity, and forecast the existence of adverse events are destabilizations, readmissions to the hospital, and mortality. To the best of the authors' knowledge, this is the first time a review that covers every facet of heart failure care has given. Heart failure (HF) isn't a disease, but complicated clinical condition.

### **A.EXISTING SYSTEM**

The system of existing adaptation mechanisms is typically reactive; it only responds when a tangle occurs. Inexperienced networking and profitable business models largely restrict the network ability to produce intelligent and effective solution. Underutilized spectrum, Cognitive Radio Networks (CRNs) increase spectrum usage. Unauthorized users have access to spectrum when authorized users experience the lowest amount of interference.

### **B. PROPOSED SYSTEM**

The suggested solution uses PSO (particle swarm optimization) with OLSR Optimized Link State Routing. Several nodes needscreated to link the proposed methodology for connecting packet transmission, data received packets, and the energy view grab. High end-to-end delay. Short network life. It is possible to embed and pair nodes. If network embedding seen as a method of learning network representations, the development of the representation space may be further improved and restricted to particular nodes.

### **OLSR**

The Optimized Link State Routing System (OLSR), which may also utilized on other wireless ad hoc networks, is an IP routing protocol tailored for mobile ad hoc networks. OLSR is a proactive link-state routing protocol that finds and then spreads link-state information across the mobile ad hoc network via hello and topology control (TC) messages. Using lowest HOP forwarding pathway, individual nodes compute the HOP destinations for every other node in the network. Open Shortest Path First (OSPF) and Intermediate System to Intermediate System (IS-IS) two link-state routing protocols that choose a chosen router on each link to carry out topology information flooding. A different strategy is required to optimize the flooding process in wireless ad hoc networks since there is a distinct concept of a connection, packet can and do leave the same interface. The OLSR protocol performs distributed election a set of multipoint relays and finds 2-hop neighbor information at each node via Hello messages (MPRs). Nodes choose MPRs such a way, that there is a path from each of their 2-hop neighbors to the node they chosen as MPR. The TC messages with the MPR selectors are then sourced from these MPR nodes and forwarded.

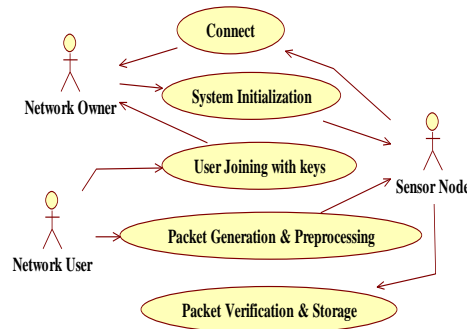
### **PSO**

Particle swarm optimizations algorithm (PSO) is a later-expanded non-parametric classification technique. Regression and classification are two uses for it. The input in both situations consists of a data set  $p$  best fitness nearest training examples. Whether particle swarm optimization applied for classification or regression will affect the results. In particle swarm optimization classification, class membership is the result. A large part of an item neighbors vote to classify it, with the object given to the category that has most members among its closest neighbors ( $p$  best fitness is a positive integer, typically small). The item just put in the class of one nearest neighbor if  $p$  best fitness = 1. The outcome of particle swarm optimization regression is the object property value. The values of  $p$  best fitness closest neighbors were average to produce this value. With particle swarm optimization, all computation postponed until after the function has valued and function only locally approximated. Since this technique depends on distance for classification, normalizing the training data can significantly increase accuracy if the features reflect several physical units or have distinct sizes.



Assigning weights to neighbor contributions may be a helpful strategy for classification and regression, making the closer neighbors contribute more to the average than the farther neighbors.

### C. USE CASE DIAGRAM



### 3. MODULE DESCRIPTION

- Network construction module
- Matrix factorization route analysis module
- Band major differences management module
- Structure preserving network node grouping and data sharing module

#### 3.1 NETWORK CONSTRUCTION MODULE

The network embedding used in module, it is used to convert the original network space into a low-dimensional vector space. Finding a mapping function between these two spaces is the fundamental issue. Some techniques presuppose that the mapping function be linear, such as matrix factorization. But because a network forms in a complex, highly non-linear way, a linear function might not be sufficient to transfer the original network to an embedding space. Deep neural networks are undoubtedly excellent possibilities is looking for an efficient non-linear function learning model because of their enormous accomplishments in other domains. The main difficulties how to apply network structure and property-level restrictions to deep models, how to make deep models suit network data. To overcome these difficulties, some representative techniques—including SDNE, SDAE, and SiNE—propose deep learning models for network embedding. Deep neural networks are renowned for their benefits in offering end-to-end solutions, too, at the same time

#### 3.2 MATRIX FACTORIZATION ROUTE ANALYSIS MODULES

The adjacency matrix, where each column and each row represent a node, the matrix entries indicate the relationships among nodes, is frequently used in this module represent the topology of the network. A node can be represented by a row or column vector but results in an N-dimensional representation space, where N is the total number of nodes. In contrast to the N-dimensional space, the goal of network embedding, which aims to learn a low-dimensional vector space for a network, is ultimately to find a low-rank space to represent a network. In this sense, the solution to the issue can naturally be achieved by applying matrix factorization techniques, which share the same objective of learning the low-rank space for the original matrix. Due to its superiority for low-rank approximation in the family of matrix factorization models, Singular Value Decomposition (SVD) is frequently used in network embedding. The benefits of non-negative matrix factorization as an additive model make it widely used.

#### 3.3 BAND MAJOR DIFFERENCES MANAGEMENT MODULE

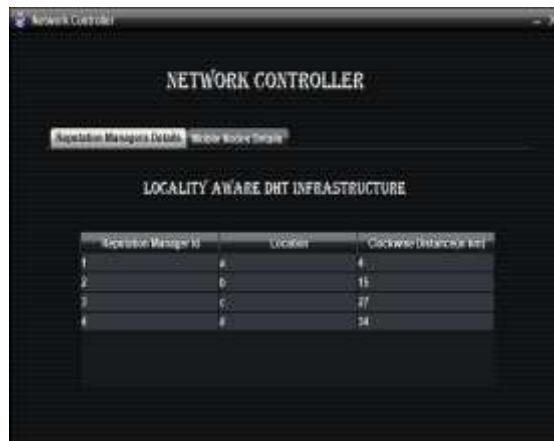
The assumptions and goals of network embedding and graph embedding are very different. As previously indicated, network embedding aims to facilitate network inference to reconstitute the original networks. Reconstruction of the graph is the primary purpose of graph embedding methods. Embedding space discovered for network reconstruction is not always suitable for network inference,

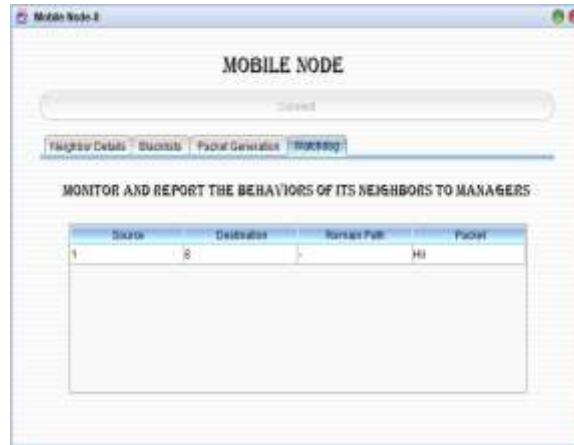
as was previously noted. As a result, graph embedding is thought of as a particular instance of network embedding, and recent advancements in network embedding research have focused more on network inference. Additionally, graph embedding primarily functions on graphs built from feature-represented data sets, where the closeness of nodes is conveyed by the edge weights well specified in the original feature space. As opposed to this, network embedding mainly utilizes naturally occurring networks, such as social, biological, and e-commerce networks.

### 3.4 STRUCTURE PRESERVING NETWORK NODE GROUPING AND DATA SHARING MODULE

In this module, network architectures may be divided into several categories and shown at various granularities. Neighborhood structure, high-order node closeness, and network communities. Some of the frequently used network structures in network embedding. For learning node representations in a network that can maintain node neighbor structures, Deep Walk is present. In a brief random walk, Deep Walk finds that the distribution of nodes resembles the distribution of words in natural language. This insight led to Deep Walk using the Skip-Gram model, a popular word representation learning approach, to learn the representations of nodes. To generate a set of walk sequences, Deep Walk specifically uses a truncated random walk on a network, as shown in Fig. 4. Following Skip-Gram, Deep Walk aims to maximize the probability of the neighbors of node  $v_i$  in this walk sequence for each walk sequence with the formula  $s = fv_1; v_2;;; vs_g$ .

## 4.RESULT AND DISCUSSIONS





## 5. CONCLUSION

Currently, 2G users will create an unquestionable level of habitation that essentially rules out CR. However, if the switchover to 3G services continues, the band may have reduced habitation rates and is hence more suited for various CR services. Our suggested approach offers improved accuracy and optimization. The GSM findings exhibit substantial fluctuation depending on the estimated degree of occupancy, although they could be appropriate for CR services that require SILENT HOUR. The high degree of occupancy now created by 2G users may leave little opportunity for CR. The GSM band, on the other hand, may have lower occupancy levels and hence be more appropriate for various CR services if the amount of migration to 3G services persists. Results for CR similar to those predicted for the UMTS expansion band scenario will occur should GSM usage decline to the point that operators wish to re-farm the GSM bands to 3G services. In every case, the UMTS Expansion bands outperformed the GSM frequency in terms of call volume. It may be understandable, given the lower occupancy of these bands, but it also demonstrates the huge variety between bands that might be further investigated using data from other bands that are now accessible. Due to the non-linearity of the BHT formula, where a large number of lines allows a higher percentage of traffic volume than a smaller number of lines, taking several bands together will offer a larger additional call volume than the sum of the call volumes achieved by the consideration of isolated bands if the CR operates across bands. Since the DECT band combination OFDMA/TDD scheme will show significant portions of the spectrum occupied even for a low-duty cycle, or low occupancy, it determined that the DECT band was not beneficial for CR concerns. The simulated system is currently unable to take TDD schemes with empty slots since the CR method being employed only provides sensing in the frequency domain.

## Acknowledgement

Nil

## Funding

No funding was received to carry out this study.

## REFERENCES

1. The art and science of clinical knowledge: evidence beyond measurements and figures, Kirsti Malterud. 397–400. The Lancet 358.9279 (2001).
2. Medical data mining: knowledge discovery in a clinical data warehouse, Prather, Jonathan C., et al. AMIA's annual autumn symposium proceedings. Association for American Medical Informatics, 1997.



3. Rafiah Awang, Sellappan, and Palaniappan. Intelligent system for predicting heart disease using data mining methods. *Systems and Applications for Computers*, 2008. 2008 AICCSA 2008 IEEE/ACS International Conference on
4. "Applications of data mining techniques in healthcare and prediction of heart attacks," by K. Srinivas, B. Kavitha Rani, and A. Govardhan. *IJCSE* 2.02 (2010): 250–255. *International Journal on Computer Science and Engineering*
5. "Heart Failure: Diagnosis, Severity Estimation and Prediction of Adverse Events Through Machine Learning Techniques," *Computational and 6.Structural Biotechnology Journal*, Volume 15, 2017, Pages 26–47. Authors: Evanthia E. Tripoliti, Theofilos G. Papadopoulos, Georgia S. Karanasiou, Katerina K. Naka, Dimitrios I. Fotiadi
6. M. M. Mowla, I. Ahmad, D. Habibi, and Q. V. Phung, "A green communication model for 5g systems," *IEEE Transactions on Green Communications and Networking*, vol. 1, no. 3, pp. 264–280, 2017
7. A. Masaracchia, L. D. Nguyen, T. Q. Duong, D. B. da Costa, and T. LeTien, "User-pairing scheme in noma systems: A PSO-based approach," in *International Conference on Industrial Networks and Intelligent Systems*, pp. 18–25, Springer, 2019.
8. G. Praveen, V. Chamola, V. Hassija, and N. Kumar, "Blockchain for 5g: A prelude to future telecommunication," *IEEE Network*, 2020.
9. K. Alshouiliy and D. P. Agrawal, "Confluence of 4g LTE, 5g, fog, and cloud computing and understanding security issues," in *Fog/Edge Computing For Security, Privacy, and Applications*, pp. 3–32, Springer, 2021
10. A. El Azzaoui, S. K. Singh, Y. Pan, and J. H. Park, "Block5gintell: Blockchain for ai-enabled 5g networks," *IEEE Access*, vol. 8, pp. 145918–145935, 2020
11. I. Mistry, S. Tanwar, S. Tyagi, and N. Kumar, "Blockchain for 5g-enabled IoT for industrial automation: A systematic review, solutions, and challenges," *Mechanical Systems and Signal Processing*, vol. 135, p. 106382, 2020.
12. V.S.Suresh kumar , E.Prabhakar, Dr.S.Nandagopal "Likelihood weighted bagging ensemble approach to analyze public sentiment about covid -19 pandemic", *International journal for mechanical engineering* ,pp:1-7,Issue-3,Volume-6,2021
13. V.S. Sureshkumar, A.Chandrasekar, "Fuzzy-GA Optimized Multi-Cloud Multi-Task Scheduler For Cloud Storage And Service Applications", *International Journal of Scientific & Engineering Research* , Volume 4, Issue3, March-2013
14. V.S. Sureshkumar "Optimized Multicloud Multitask Scheduler for Cloud Storage and Service by Genetic Algorithm and Rank Selection Method" ,*International Journal of Advanced Science Engineering and Technology* , pp:2-7, Issue 4, volume 3,2014
15. E.prabhakar, V.S.Suresh kumar, Dr.S.Nandagopal "Mining better advertisement tool for government schemes using machine learning",*International Journal of psychosocial Rehabilitation*,pp:1122-1135,Issue 4, Volume23,2019.