

Novel Clustering Algorithm Based on Dpc and Pso

V.Padmapriya¹, S.Snega², M.Narmatha³, V.Priya⁴

¹Assistant Professor, Nandha College of Technology, Erode-638052

^{2,3,4}Final year students, Nandha College of Technology, Erode-638052

Corresponding author.

Correspondence: V.Padmapriya

E-mail: padmapriya.v@nandhatech.org

Article info

Received 16th November 2022 Received
in revised form 19 January 2023

Accepted 12 March 2023

Keywords

Clustering, density peak, particle
swarm optimization, fitness
function

[https://sajet.in/index.php/journal/
article/view/241](https://sajet.in/index.php/journal/article/view/241)

Abstract

Analyzing the fast search and find of density peaks clustering (DPC) algorithm, we find that the cluster centers cannot be determined automatically and that the selected cluster centers may fall into a local optimum and the random selection of the parameter cut-off distance d_c value. To overcome those problems, a novel clustering algorithm based on DPC and PSO (PDPC) is proposed. Particle swarm optimization (PSO) is introduced because of its simple concept and strong global search ability, which can find the optimal solution in relatively few iterations. First, to solve the effect of the selection of the parameter d_c on the calculation density and the clustering results, this paper proposes a method to calculate that parameter. Second, a new fitness criterion function is proposed that iteratively searches K global optimal solutions through the PSO algorithm, that is, the initial cluster centers. Third, each sample assigned to K initial center points according to the minimum distance principles. Finally, we update the clusters centers and redistribute the remaining objects to the clusters closest to the cluster centers. Furthermore, the effectiveness of the proposed algorithms verified on nine typical benchmark data sets. The experimental results show that the PDPC can effectively solve the problem of cluster centers selection in the DPC algorithm, avoiding the subjectivity of the manual selection process and overcoming the influence of the parameter d_c . Compared with the other six algorithms, the PDPC algorithm has a stronger global search ability, higher stability and a better clustering effect.

1. INTRODUCTION

D2D COMMUNICATION

Device-to-Device (D2D) communication is non-direct to the cell association and can occur on cell frequencies (i.e., inband) or unlicensed reach (i.e., outband). In a typical cell association, whether or not passing on parties are in range for area-based D2D correspondence, all transactions should travel through the BS. Conversation via BS is appropriate for normal uninformed rate flexible enterprises, for example, phone call and text messaging, where consumers are only sometimes close enough for direct correspondence. Regardless, adaptable clients in today's mobile networks employ high data rate organizations (e.g., video sharing, gaming, proximity careful relational cooperation) and may be in range for direct trades (i.e., D2D). Thus, D2D exchanges in such circumstances can

undoubtedly increase the association's ghost efficiency. D2D exchanges can potentially improve throughput, energy adequacy, latency, and sensitivity in addition to spooky efficiency. Existing data movement shows in D2D correspondences fundamentally recognize that compact center points actively engage in data transport, exchange resources with one another, and adhere to the requirements of stored frameworks organization displays. Regardless, sensible centers in authentic situations have vital collaborative efforts and may conduct immaturity for a variety of reasons.

1.1 GADGET DISCOVERY

When the gadgets transmit a revelation signal through a base station to locate the adjacent gadgets, the gadget disclosure measure occurs. 5G is considering a few coordinating enhancements linked with communication as having promise in assisting the revelation cycle. A device disclosure approach can be divided into focused and targeted gadget disclosure. These classes serve as the foundation for all remaining method capabilities. A combined substance will assist the gadgets in discovering each other, often at a tunnel or a base station, for the unified gadget revelation. The proposed device informs the base station of its motive to communicate with neighboring devices. The base station must receive explicit data, such as channel conditions, power, and the obstruction control method, which is dependent on the framework basics. The full or partial support of the BS during gadget reveal is dependent on predesigned norms. If the BS is also included, the device is not permitted to begin gadget disclosure with another device. The BS works with all of the revelation signals from each device. To commence the gadget revelation procedure in this case, the devices use the disclosure flags supplied by the BS and broadcast the revelation signal back to the BS.

1.2 ENERGY EFFICIENCY

In the (5G) cell standard, device-to-device (D2D) communication is envisioned as an energy-efficient breakthrough. This research focuses on the channel and force distribution during downlink transmission for heterogeneous cell network-supported D2D. In terms of a joint asset block (RB) and force assignment, we suggest an energy-efficient method. The energy proficiency of D2D (EE-D2D) is increased without jeopardizing the quality of administration (QoS) requirements of the other level customers. The advancement conspiracy is divided into two sub-issues. To begin, D2D customers are subjected to the Sequential Max Search (SMS) asset block distribution computation. Second, a hereditary advancement strategy (GA) is used to simplify the D2D transmitter and base station force. We evaluate the suggested technique (SMS-GA) using reenactment under various QoS requirements.

2.LITERATURE REVIEW

2.1 ISSUES, SOLUTIONS, AND CHALLENGES IN DEVICE-TO-DEVICE COMMUNICATION IN A 5G ENVIRONMENT

According to Mohd Hirzi Adnan et.al Device-to-device (D2D) communication adds a new dimension to the mobile environment by simplifying data sharing between physically adjacent devices. D2D communication makes use of neighboring communicating devices to maximize resource efficiency, minimize latency, enhance data rates, and boost system capacity. The activity of mobile operators to gather short-range communications for the maintenance of proximity-based services and to improve network performance promotes the development of D2D. This study provides an in-depth examination of various strategies for improving D2D communication security. The research's major purpose is to give a comprehensive assessment of current improvements in several D2D areas such as the discovery process, mode selection methods, interference management, power control strategies, and lastly mode selection for D2D applications for 5G technologies. Furthermore, we emphasize the unresolved issues and indicate the obstacles associated with the D2D communication problem. Many problems must be overcome in order to properly implement D2D communication technology. D2D communications, in particular, need sophisticated resource management strategies, effective device discovery mechanisms, intelligent mode selection algorithms, robust security protocols, and mobility management processes.

2.2 THE DESIGN OF A DISCOVERY SIGNAL AND ITS APPLICATION TO PEER-TO-PEER COMMUNICATIONS IN OFDMA CELLULAR NETWORKS

Proposes a one-of-a-kind discovery signal as a peer-to-peer (P2P) communication facilitator that overlays a cellular network and distributes its resources. The use of peer-to-peer communication in cellular networks raises two major concerns: 1. Conventional ad hoc P2P connections may be unstable due to the difficulty in achieving tight resource and interference coordination for ad hoc P2P communications; 2. The significant overhead needed by P2P communication may outweigh its gain. We address these two concerns by employing a unique discovery signal to provide cellular network-supervised resource sharing and interference management between cellular and P2P connections. The discovery signal, which aids in effective neighborfinding in a cellular system, is made up of unpopulated tones carried over a series of OFDM symbols. This discovery signal not only has great power efficiency, good interference tolerance, and is devoid of near-far effects, but it also has low overhead. Also presented is a realistic discovery-signal-based P2P in an OFDMA cellular system. The numerical findings demonstrate the possibility for increasing local service and edge device performance in a cellular network.

2.3 DEVICE-TO-DEVICE COMMUNICATION IN CELLULAR NETWORKS: A SURVEY

D2D communication was first presented in cellular networks as a new paradigm for improving network performance. With the introduction of new applications such as content distribution and location-aware advertising, new use-cases for D2D communications in cellular networks emerged. According to preliminary research, D2D communication provides advantages such as enhanced spectrum efficiency and reduced communication time. This communication channel, however, brings complexities in terms of interference management overhead and protocols that are yet unsolved research topics. Academia, business, and standardization agencies are researching the possibility of D2D communications in LTE-A. There are already about 100 publications accessible on D2D communications in cellular networks, however there is no survey in this topic. In this paper, we present a taxonomy based on the D2D communication spectrum and conduct a thorough evaluation of the current research under the suggested taxonomy. Furthermore, we present fresh insights into previously unexplored and previously unexplored domains, leading us to highlight outstanding research concerns of D2D communication in cellular networks.

2.4 D2D DISCOVERY HELPED BY A VANET: DELAY ANALYSIS AND PERFORMANCE

The methods presented in the literature for integrating Device-to-Device (D2D) communication in cellular networks necessitate additional features and use important network resources, mostly during the discovery phase. Unlike previous techniques, this research reduces the need for extra resources in the LTE-A network. This is accomplished by proposing to transfer a portion of the discovery traffic and processing of D2D communications involving vehicle users (drivers and passengers) into Vehicular Ad-hoc Networks (VANETs) by leveraging Road Side Units' (RSUs') intrinsic knowledge of users in their coverage zones. Furthermore, the article creates an analytical model to examine the time of peer discovery in highway settings. Simulation studies utilizing the Network Simulator NS3 and Mat lab are used to validate the results. The analytical and numerical findings reveal that the suggested system is successful and that a reduced discovery latency is attained. This involves road accidents, transit issues, and massive mobile data traffic on cellular networks. Furthermore, some driving practices, such as reckless driving and intoxicated driving, and increasing user expectations, such as online gaming and video streaming, exacerbate the aforementioned issues.

2.5 WIRELESS PEER DISCOVERY WITH GREEN RANDOM ACCESS

In order to reduce the power consumption of the peers, this letter addresses the combined design problem of transmission probability (v) and transmits power (p) in random access-based

wireless peer discovery (RA-WPD) activities. These v and p influence the number of transmitters and receivers in a half-duplex operation as well as link coverage; hence, their impacts should be handled by taking into account wireless network characteristics such as peer spatial distribution and wireless channel coverage. The geometric programming (GP) solution is used to represent this design problem, and the numerical results show that the v and p design based on the GP solution helps to reduce power consumption.

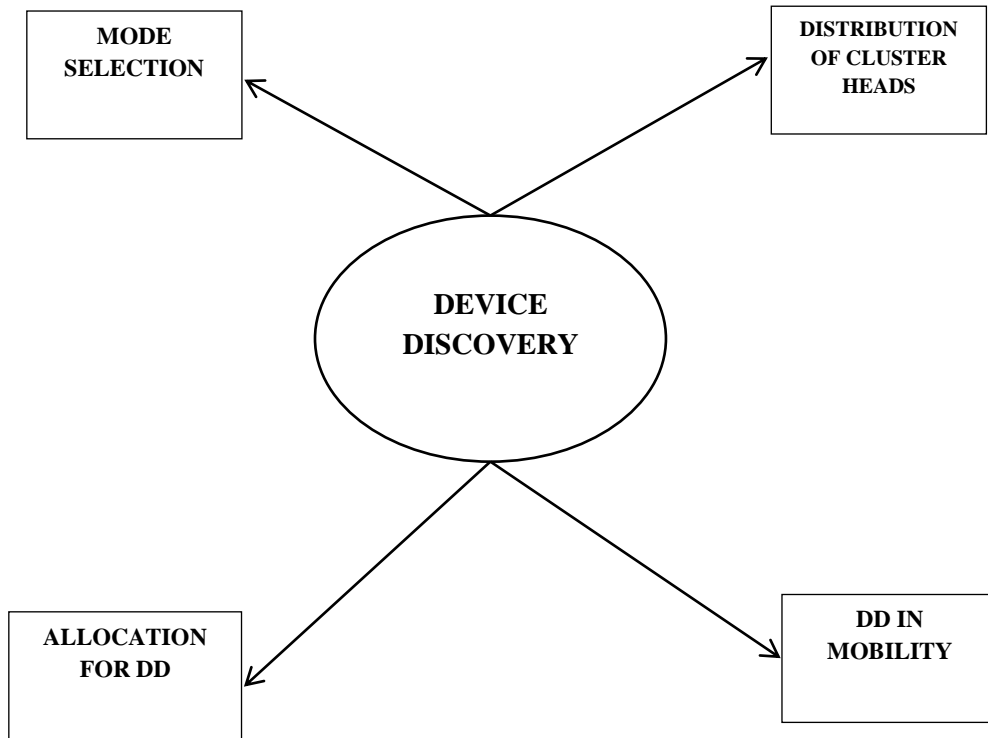
3.EXISTING SYSTEM

Other approaches in the present system, such as wireless location estimation, energy-efficient dd in adhoc and wsn's, neighbor route discovery, vanet, all fail in one of these areas, which are in band, out band, energy efficiency, discovery latency, mobility, and 5g improved. As a result, these strategies fall short in either of these areas.This methodology provided the possibility to lead future industry research in one or more areas.The pre-computed optimal path is not guaranteed, resulting in energy loss and excessive time delay. As a result, dynamic path selection should be executed continuously throughout the packet forwarding process. A new classification and taxonomy are presented, with an emphasis on recent protocols and advances in this area, summarizing issues and potential improvements.

4.PROPOSED METHODOLOGY

The proposed approach in our system is PSO (Particle swarm optimization). We provide high performance framework foundation with the aid of PSO so that in band, out band, energy proficiency, revelation inertness, portability, and 5g are enhanced in various ways. Correspondences between various devices are advanced;therefore the correspondence is enhanced with a high level of security. Particle swarm optimization (PSO) is a computer approach in computational science that advances a problem by iteratively seeking to further develop an applicant arrangement with regard to a specific proportion of value. It approaches a problem by populating it with newer arrangements, here called particles, and moving these particles around in the investigation space according to a fundamental numerical formula over the molecule's position and speed. Every molecule's growth is influenced by its local most popular place, but it is also oriented toward the most popular circumstances in the investigation space, which are refreshed when better positions are discovered by other particles. This is expected to drive the crowd toward the finest arrangements. The force designation issue for gadget-to-gadget (D2D) cell organizations. The PSO-based force allocation calculation is presented to monitor impedance and work on the throughput of the cell organization. The calculation's main idea is to productively designate the communication forces of customers in

order to increase the overall throughput of cell organization while meeting the base rate need of each client. The reenactment results demonstrate the effectiveness of D2D correspondence in increasing the organization's throughput.



DEVICE DISCOVERY

4.1 CLUSTERS FORMATION

We can observe that the size distribution of the clusters is significantly uneven: four clusters (25% of the total clusters) are more than double the size of the other clusters. As a result, the CHs of those huge clusters may experience traffic congestion. It is worth noting that, due to border effects, nodes placed distant from network boundaries typically have more neighbors, and so have greater degrees, than nodes positioned near the border.



Picture 4.1(Create Cluster)

4.2 NUMBER OF CLUSTERS AND CH-DENSITY

Distributed clustering is a strong approach for organizing ad hoc wireless nodes into a communication network. a frequently used in energy-constrained ad hoc wireless sensor networks. The dependability of a cluster is directly related to the redundancies associated with its nodes. The probability distribution of the cluster region is taken into account while determining the border. The node having the most potential to become a CH.

4.3 CLUSTERING DURING EACH ROUND FOR SELECTING THE CLUSTER HEADS (DATA SENSING)

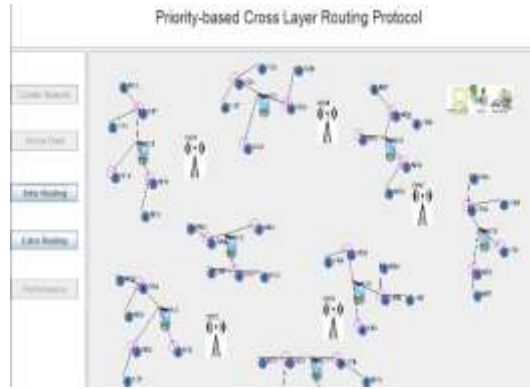
In this module, the user nodes (c1,c2,..) and the normal nodes (n1,n2,..) all sense the nearest server for device-to-device communication with the lowest feasible efficiency. Each user node will be linked to the nodes that comprise the network base station.



Picture 4.2(Sense Data)

4.4 CLUSTER FORMATION REQUIRED AFTER EACH ROTATION OF CLUSTER HEAD (INTRA ROUTING AND EXTRA ROUTING)

A statistic such as the least number of hops might be used to determine the shortest path through a network. In intra routing, each sub node is linked to an internal connection with the user nodes in each cluster. Exterior Gateway Protocol (EGP) is a Routing Protocol used to discover network paths across various networks. It is extensively used on the Internet to send routing table information in a network of autonomous systems between two neighbor gateway hosts (each with its own router). If one of the base stations in a cluster is shared by both, this is referred to as additional routing.



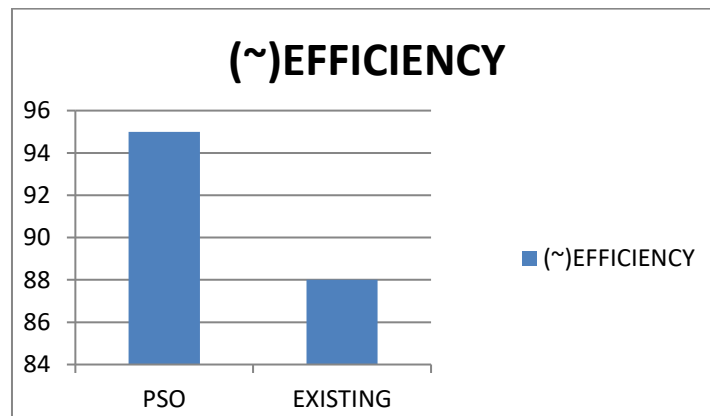
Picture 4.3 (Intra Routing)

4.5 DISTRIBUTION OF CLUSTER HEADS OVER THE NETWORK

The distribution of cluster heads across the network is used to assess performance. Wireless sensor networks are severely resource restricted, and energy efficiency and network longevity are critical to their survival. Sensor nodes are not possible after deployment in inaccessible places because they are operated and installed in hostile situations. Energy performance in each node is calculated. The nodes and base station connections are efficient for each channel.

5.EXPERIMENTAL SETUP

Future DD calculations ought to be equipped for acquire data and to decide the openness of gadgets to anticipate future gatherings of gadgets by depending on proper data. Such suitable data should help the gadgets in improvement of both energy and disclosure inactivity by diminishing force use when gadgets are gained from equivocality. A fast disclosure is required when two gadgets are in reach and need common correspondence. New systems for DD ought to be detailed by remembering streamlining for the expectation and learning calculations. Both new elements are equipped for portraying trademark properties of portability and new data sources. These components are prepared to give better explanation on the envisioned examples of encounters. Our trial work with the PSO gives preferred outcome over the current framework.



6.CONCLUSION

DD for D2D correspondence has been comprehensively illustrated. The situations and scientific classification characterize DD conventions, and feature the differentiations between calculations. The calculations for moving gadgets are likewise examined for D2D situations where gadgets availability isn't thought of. The target of versatility mindful calculations is to take advantage of and comprehend the portability design for additional streamlining. In this manner, the assessment that takes advantage of versatility design information is the supported decision considering the high portability nature in D2D situations. In this review, thoughts are accumulated prevalently in the writing on neighbor DD in both out-band and in-band organizations.

Acknowledgement

Nil

Funding

No funding was received to carry out this study.

REFERENCES

1. "Issues, solutions, and challenges in device-to-device communication in a 5g environment," j. Cryptogr. Eng., vol. 3, no. 2, pp. 111-128, jun. 2013.
2. s. Agrawal and d. Boneh, "the design of a discovery signal and its application to peer-to-peer communications in ofdma cellular networks," in lecture notes in computer science, vol. 5536. Springer, berlin, germany, pp. 292-305, 2009.
3. "Provable data possession at untrusted stores," g. Ateniese, r. Burns, r. Curtmola, joseph herring, l. Kissner, z. Peterson, and d. Song, in proc. 14th acm conf. Comput. Commun. Secur., alexandria, va, usa, 2007, pp. 598-609.
4. "d2d discovery helped by a vanet: delay analysis and performance," g. Ateniese, s. Kamara, and j. Katz, advances in cryptology. Springer, berlin, germany, pp. 319-333, 2009.
5. "wireless peer discovery with green random access," a. F. Barsoum and m. A. Hasan, iee transactions on information forensics and security, vol. 10, no. 3, pp. 485-497, march 2015.
6. R. Eberhart and J. Kennedy, "A new optimizer using particle swarmtheory," in *Proc. 6th Int. Symp. Micro Mach. Human Sci. (MHS)*, 1995, pp. 39-43.
7. X. Juanying and Y. Qu, "K-medoids clustering algorithms with optimizedinitialseedsbydensitypeaks," *J.FrontiersComput.Sci.Technol.*, vol.10, no. 2, pp. 230-247, 2016.

8. E. Zhu and R. Ma, "An effective partitional clustering algorithm based on new clustering validity index," *Appl. Soft Comput.*, vol. 71, pp. 608–621, Oct. 2018.
9. J. MacQueen, "Some methods for classification and analysis of multivariate observations," in *Proc. 5th Berkeley Symp. Math. Statist. Probab.*, 1967, vol. 1, no. 14, pp. 281–297.
10. D.W.vanderMerwe and A.P.Engelbrecht, "Data clustering using particle swarm optimization," in *Proc. Congr. Evol. Comput. (CEC)*, vol. 1, 2003, pp. 215–220.
11. Y. Jiang, C. Liu, C. Huang, and X. Wu, "Improved particle swarm algorithm for hydrological parameter optimization," *Appl. Math. Comput.*, vol. 217, no. 7, pp. 3207–3215, Dec. 2010.
12. A.O'Hagan, T.B.Murphy, I.C.Gormley, P.D.McNicholas, and D. Karlis, "Clustering with the multivariate normal inverse Gaussian distribution," *Comput. Statist. Data Anal.*, vol. 93, pp. 18–30, Jan. 2016.
13. Y. Shi and R. Eberhart, "A modified particle swarm optimizer," in *Proc. IEEE Int. Conf. Evol. Comput., IEEE World Congr. Comput. Intell.*, May 1998, pp. 69–73.
14. A. Ratnaweera, S. K. Halgamuge, and H. C. Watson, "Self-organizing hierarchical particle swarm optimizer with time-varying acceleration coefficients," *IEEE Trans. Evol. Comput.*, vol. 8, no. 3, pp. 240–255, Jun. 2004.
15. H.Chang and D.-Y.Yeung, "Robust path based spectral clustering," *Pattern Recognit.*, vol. 41, no. 1, pp. 191–203, Jan. 2008.
16. V.S.Suresh kumar , E.Prabhakar, Dr.S.Nandagopal "Likelihood weighted bagging ensemble approach to analyze public sentiment about covid -19 pandemic", *International journal for mechanical engineering* , pp:1-7, Issue-3, Volume-6, 2021
17. V.S. Sureshkumar, A.Chandrasekar, "Fuzzy-GA Optimized Multi-Cloud Multi-Task Scheduler For Cloud Storage And Service Applications", *International Journal of Scientific & Engineering Research* , Volume 4, Issue 3, March-2013
18. V.S. Sureshkumar "Optimized Multicloud Multitask Scheduler for Cloud Storage and Service by Genetic Algorithm and Rank Selection Method" , *International Journal of Advanced Science Engineering and Technology* , pp:2-7, Issue 4, volume 3, 2014
19. E.prabhakar, V.S.Suresh kumar, Dr.S.Nandagopal "Mining better advertisement tool for government schemes using machine learning", *International Journal of psychosocial Rehabilitation*, pp:1122-1135, Issue 4, Volume 23, 2019